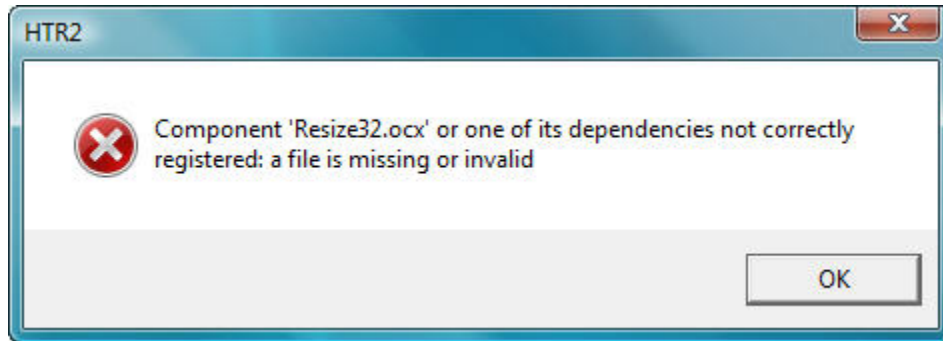


If you get the below error message in Vista after you have installed HTR2.exe it may be because UAC is turned off.



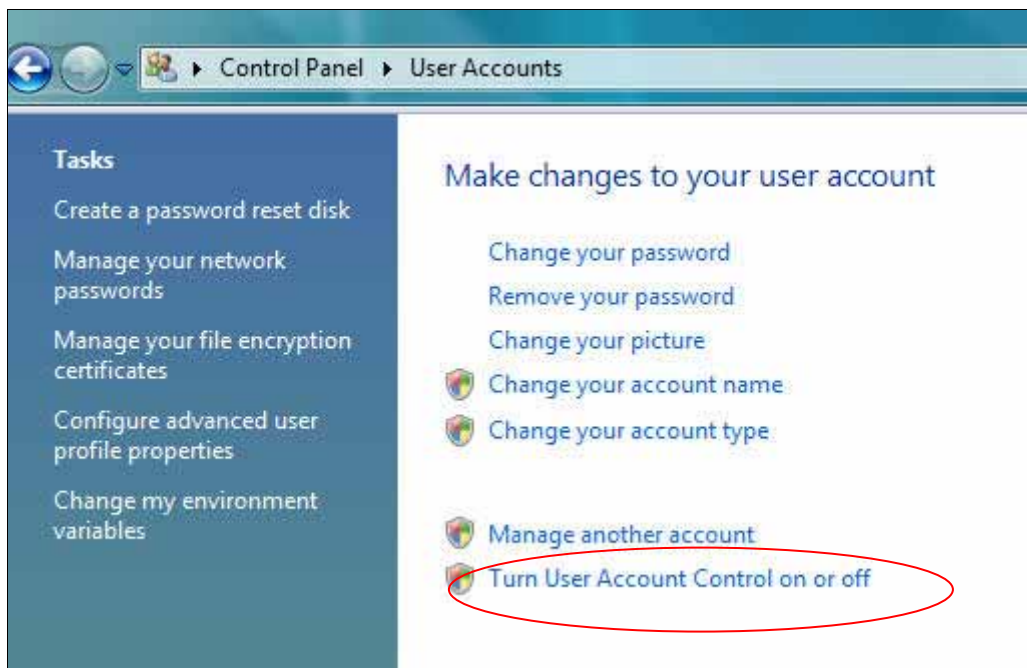
What is User Account Control?

User Account Control (UAC) is a feature in Windows that can help prevent unauthorized changes to your computer. UAC does this by asking you for permission or an administrator password before performing actions that could potentially affect your computer's operation or that change settings that affect other users. When you see a UAC message, read it carefully, and then make sure the name of the action or program that's about to start is one that you intended to start.

By verifying these actions before they start, UAC can help prevent malicious software (malware) and spyware from installing or making changes to your computer without permission.

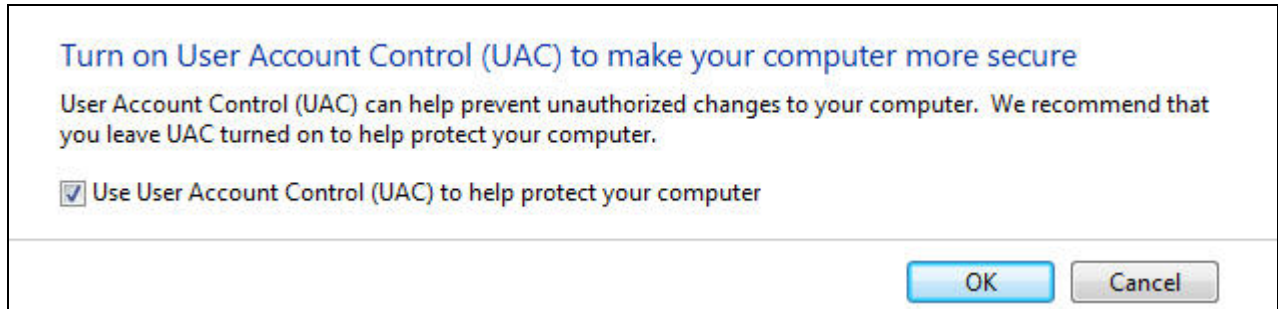
How to check if UAC is on or off.

Click on the Start button and click on Control Panel. Click on Classic View. Click on User Accounts.

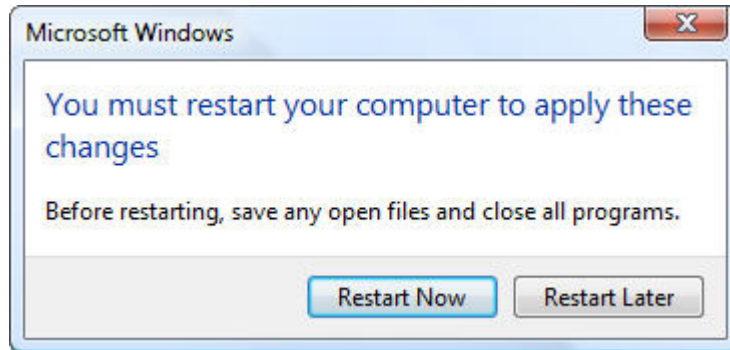


Click on Turn User Account Control on or off. Click Continue.

The box should be checked as shown below.



If the box is not checked then click on the box to put a check in it and click OK. You should get a message like below.



Click Restart Now to reboot your computer.

Any time you change your UAC you must restart your computer for it to take effect.

If this did not fix your problem then contact km.