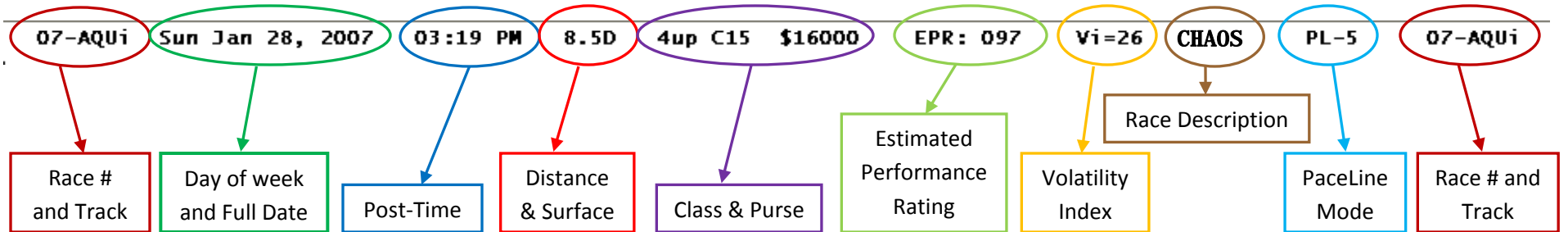


PPQ Screen -14 Oct 09

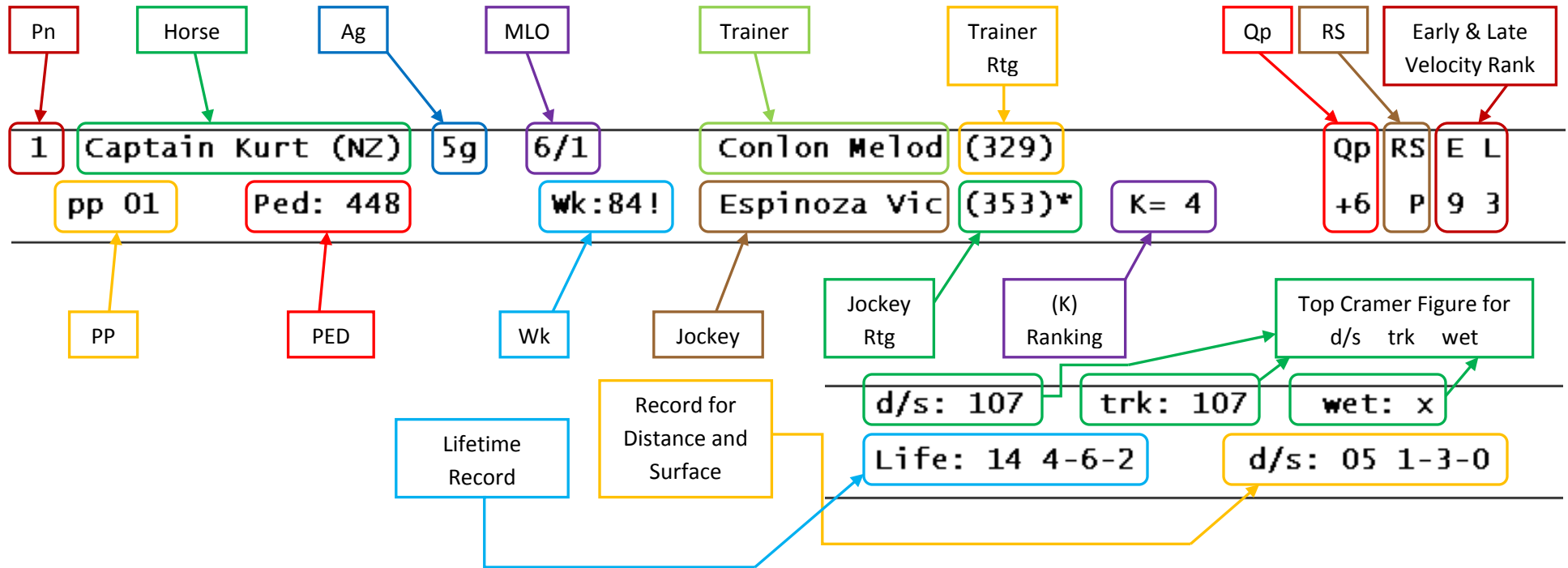


Headers

The top header that is shown with all screens in HTR2 has the following information:

- Race number – Track
- Day of Week and Full Date
- Post-Time (shown in your local time, you can set the Time Zone from the load screen).
- Distance & Surface; example: **8.5D** = 8 ½ furlongs on (Fast) dirt. **T** = Turf, **w** = wet dirt, **A** = Artificial.
- Class description and Purse; example: **3yr NW1 \$25,000**
- EPR (Estimated Performance Rating). This is similar to a “par” except that it is based on the current field strength and can be compared to the horse PAC-PER (pace and performance ratings) found on the Prgm screen.
- Vi – Volatility Index.
- Race Description; Unk, Rule of 50, Q5=1, and Chaos.
- PL-mode; this refers to the Paceline Mode in use. The default is PL-5 and most users should leave it there.
- Race number – Track

PPQ Screen – Horse Header



The header for each horse:

Pn – This is the official track program number or saddle cloth betting number. Use it for betting purposes the same as a track program.

Horse – name truncated to save space on the screen.

Ag – age and gender; i.e. **3f** = 3-year old filly; **7g** = 7-year old gelding

MLO – Morning Line Odds as assigned by the track. Our data comes in about 24 hours prior to first post. Many tracks will remove the overnight (*also eligible*) before our files are prepared and will update the MLO. Others do not, such as the NY tracks and the MLO will be subject to distortion due to multiple scratches.

PPQ Screen – Horse Header

Trainer & Trainer rtg – The trainer as listed in the track program. Trainer rtg – similar algorithm and point scale used below for jockey rating. However the ‘400’ level is a major benchmark that reveals the “super trainer”. The “super trainers” are those that are winning too often and too consistently to be using standard methods alone – so perhaps there is more in that feed trough than hay and oats!

(#) before trainer’s name indicates change in trainer.

(+) after trainer’s rating indicates super trainer.

Qp – Quirin speed points. Shown as +7, +3, etc. Speed points are based on the *Quirin* scale of quantifying early speed and first call position from the last 4 races. QP = +8 is the highest rating and QP = +0 is the lowest. Blank = not rated.

QP scale

+8 or +7	Usually goes right to the front
+6 or +5	Often close to or on the lead
+4 or +3	Sometimes shows early speed
+2 or +1	Rarely shows any early speed
+0	Never shows early speed
(blank)	Could not be rated, does have any qualifying races

RS – Running Style designation, predicted early position for today’s race at first call.

F Wants the lead and will likely fight for it

E Up close or on the lead early

P Presser or stalker, within a few lengths of the lead, front half of field

S Sustained, makes a late run, will likely be positioned in rear half of the field

R Last down the backstretch

(*) = likely to lead

E (Early velocity rank) – same as Fr1 velocity ranking. Horse rank = 1 indicates that it has the fastest first-call fraction in the field.

L (Late velocity rank) – same as L/P velocity; a combination of the final two fractions. Rank = 1 indicates the strongest closer in the race.

PPQ Screen – Horse Header

d/s – Top Cramer figure earned at today’s distance and surface. The past-performances are scanned for races that match the approximate distance and surface (fast or firm only) of today’s race. The top figure earned under those conditions will be displayed. Horse’s that have not competed in a race that matches today’s distance and surface are ignored.

trk – Top Cramer figure earned at today’s track (surface dependent). Is the top figure earned by the entrant while competing at today’s track and surface. The more useful appraisal to determine “horse for course” can be found in the software by clicking the option ‘Horse History and Records Screen’ (HHR) and studying the lifetime record over today’s track (and surface) for each entrant.

wet – Top Cramer figure earned on a wet track. The horse’s best effort on a *wet* dirt surface.

PP – The Post-Position or gate slot the horse will run out of. If a horse is scratched, click the large **SCRATCH** button at the bottom of the main screen and remove it from the race by un-checking it. This will not only instantly update the PP placement, but all factors on the screen will re-compute. **Important** – don’t confuse this number with the **Pn**, they are not always the same, use **Pn** only for bets.

Ped – This is the pedigree section. The PED or pedigree rating is based on today’s distance and surface and the sire and broodmare-sire breeding/performance statistics. The rating ranges from 050 – 999. A rating of 450 or higher will receive a (*) marker after the PED indicating the horse has breeding that tends to be statistically strong in the race dist/surf situation. PED ratings are best utilized with maidens, turf races or anytime there is a new distance or surface for the horse. They work great with young horses in all situations.

Wk – Workout Rating: this is key factor in HTR2 and is very effective when combined with other positive performance factors. It is an excellent number to rate horses with limited past-performance information and terrific for uncovering live longshots. The rating is based on the last four workouts-activity pattern.

Wk Scale

88-95 Outstanding work pattern

83-87 Excellent work pattern

80-82 Good work pattern

77-79 Ok if ranked best in field; normal range for 2yr

65-76 No negative meaning. Most likely workout data is sparse, missing or in error and judgment is not warranted

No works shown, no pattern detected

PPQ Screen – Horse Header

Markers used with the Wk rating

(!) indicates notable workout rating alert, strong Wk number

Jockey & Jockey rtg – If there is (#) or (+) in front of the Jky Name, it means there is a change of rider since the last start. The (#) is most common as it indicates a typical jockey change that does not have any clear alert value. The (+) is a “positive” rider change to take notice of and means the jock has won with the horse in the past or a top rider takes over. Jocks are rated on a 365-day scale using several statistical measures. Ratings are updated daily.

(*) after Jockey rating indicates top rank jockey

JKY Impact

400-550	Outstanding top rider that wins nearly every day
350-399	Top jock on any circuit
300-349	Solid winning rider
250-299	Average range
200-249	Below average rider
50-199	Rarely wins, struggling

Kr – (K) Ranking

(\$ or \$\$) after indicates longshot

Lifetime Record – Lifetime record

Record for Distance & Surface – Record for distance and surface.

PPQ Screen - Past Performance

Ago	Date	Race/Trk	D/S	Con	SOR	Class & Purse	Race PAC-PER	Fractional Times	PP
#073 267 336 361	07Jun07 25Nov06 17Sep06 23Aug06	7HOL 4HOL 9WO 7DMR	8.0T 6.0T 8.0T 8.0T	R15 fm fm R7	105 108 109 108	3up NW3 \$58k 3up GR3 \$150k 3up GR1 \$999k 3up OCL \$75k	095 104 105 107 !114 108 107 107	48.4 112.2 134.7 23.1 45.2 108.8 45.1 109.3 134.0 46.8 109.8 133.5	03» 01 13» 06
<p>Running Positions & Beaten Lengths</p> <p>3-1½ 3-1 2-hd 1-1¼ 5-2 5-2½ 6-4 7-7 8-3 5-2½ 9-6¾ 9-5½ 8-5¾ 5-4½ 5-3½ 2-hd</p>		<p>PAC-PER</p> <p>094 104 101 099 ~111 104 102 107~</p>		<p>Trip-Note</p> <p>†pulled, bid, l off bit slow failed bid t †3wd into lan</p>		<p># of Starters</p> <p>05 08 13 09</p>		<p>Run-up Distance</p> <p>ru45 ru60 ru80 ru50</p>	

Past-performance Lines:

Ago - number of days since the race. Ex: **078** = it has been 78 days since that race.

(#) indicates which pacelines were selected for which ever PL method you are using.

Date - Date of race.

Race/Trk - Number of race and track it was run at.

D/S - Distance and surface (**D**= fast dirt, **T**= turf, **w**= wet dirt, **A**= Artificial).

(x) in front of distance indicates the race was originally scheduled for Turf and was taken off (due to rain, etc) and run on the main track.

(a) indicates about distance

PPQ Screen – Past Performance

Con – Track conditions (eg: ft = fast) (You may see a R10 or R20 to indicate rail out.)

SOR – (Strength of Race) These figures are similar to the EPR except they are found in the past-performance lines. They give us a realistic appraisal of the quality of the previous races. There is no judgment considered for the individual horse in question – the SOR rates the quality of the overall past races only. Class changes can be easily assessed by comparing the SOR from the last start to today's EPR.

Class & Purse – Full age/sex/class/statebred description and purse of race. (eg: 3yF MSWs \$62k)

Race PAC-PER – Pace and Performance figures for the race.

(!) indicates fast paced race, strong race PAC rating

Fractional Times – Times at the different fractions (if available)

Numerically displayed in Minutes/seconds/tenths format

102.3 = 1:02.3 = 1 minute 2 seconds, 3 tenths

59.9 = :59.9 = 59 seconds, 9 tenths

PP – The Post-Position or gate slot the horse ran out of.

(») a marker for fast break from the gate.

Running Position & Beaten Lengths – Running position and beaten lengths at each fractional call.

PAC-PER - Pace and Performance figures for the horse.

(^) indicates top PAC or PER for the horse in its last 10 cycle

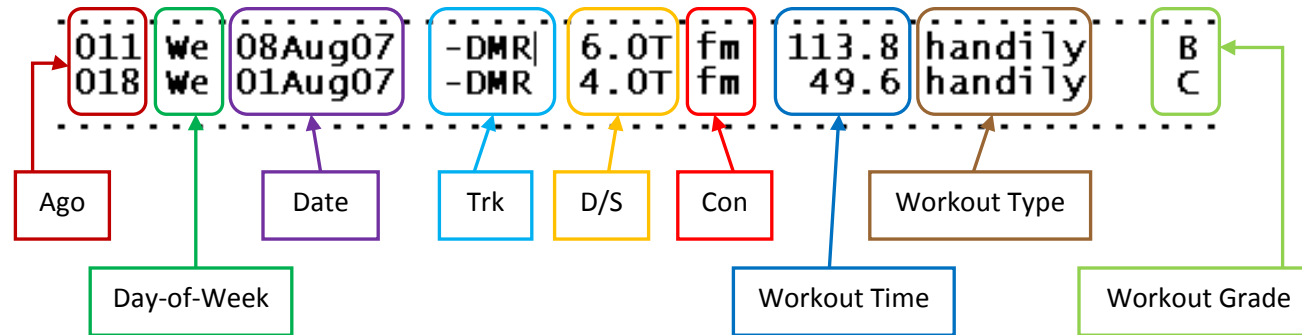
Trip-note – Trip note.

(†) indicates a WINF or “winning effort” is an actual win or an all out effort that came up just short of the victory. This differs from the “Live” race designation because the WINF race is usually a maximum performance by the horse.

of Starters – the number of starters in the race.

Run-up Distance – distance, in feet, between the placement of the starting gate and the start of the timing of the race. (eff 28 May 09)

PPQ Screen – Workout



Workouts:

Ago – number of days since the workout. Ex: **008** = it has been 8 days since that workout

Day of Week – shows 2 letter abbreviation of which day of week workout was run. (Su=Sunday)

Date – Date of workout.

Trk – Track where workout occurred.

D/S – Distance and surface (D= fast dirt, T= turf, w= wet dirt, A= Artificial).

Con – Track conditions (eg: ft = fast)

Workout Time – Workout time numerically displayed in Minutes/seconds/tenths format

102.3 = 1:02.3 = 1 minute 2 seconds, 3 tenths

59.9 = :59.9 = 59 seconds, 9 tenths

Workout Type – **B**=breezing, **H**=handily, **G**=gate work, **T**=Turf

Workout Grade – Letter grade based on the comparative clocking for the morning of the exercise. These **A**, **B**, **C** grades can reveal useful fitness information at a quick glance.