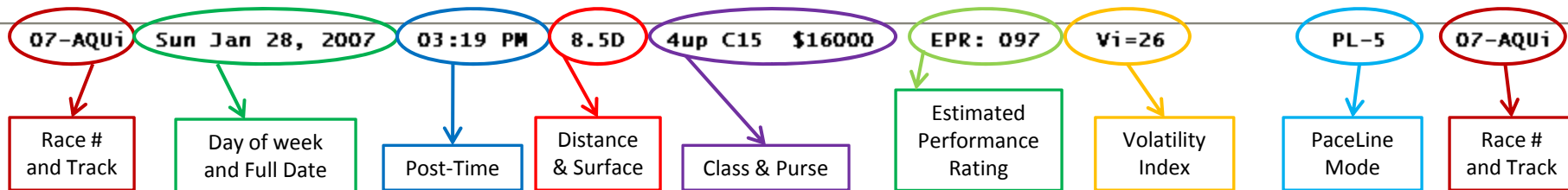
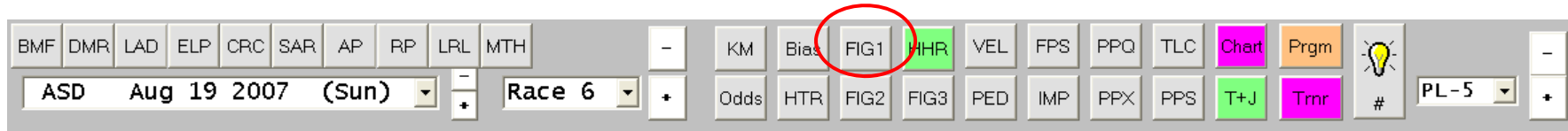


FIG1 Screen – 26 Aug 07

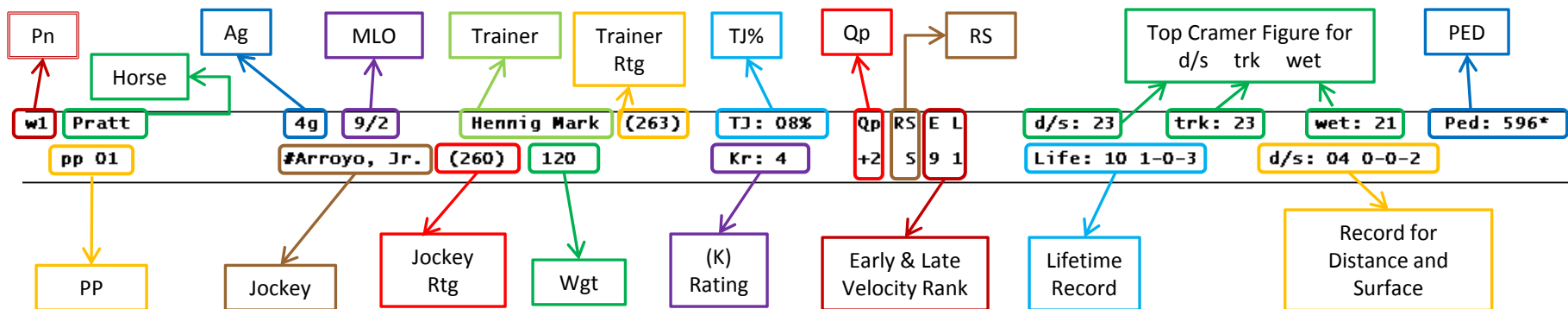


Headers

The top header that is shown with all screens in HTR2 has the following information:

- Race number – Track
- Full Date
- Post-Time (shown in your local time, you can set the Time Zone from the load screen.
- Distance and Surface; example: **8.5D** = 8 ½ furlongs on (Fast) dirt. “T” = Turf and a “w” indicates wet dirt.
- Class description and Purse; example: **3yr NW1 \$25,000**
- EPR (Estimated Performance Rating). This is similar to a “par” except that it is based on the current field strength and can be compared to the horse PAC-PER (pace and performance ratings) found on the Prgm report.
- Vi – Volatility Index.
- Race Description; Unk, Rule of 50, Q5=1, and Chaos.
- PL-mode; this refers to the Paceline Mode in use. The default is PL-5 and most users should leave it there.
- Race number – Track

FIG1 Screen



The header for each horse:

Pn – This is the official track program number or saddle cloth betting number. Use it for betting purposes the same as a track program.

Horse name – truncated to save space on the screen.

Ag – age and gender; i.e. 3f = a 3yr filly ; **7g** = 7-year old gelding

MLO – Morning Line Odds as assigned by the track. Our data comes in about 24 hours prior to first post. Many tracks will remove the overnight (*also eligible*) before our files are prepared and will update the MLO. Others do not, such as the NY tracks and the MLO will be subject to distortion due to multiple scratches.

Trainer—rtg – The trainer as listed in the track program. **rtg** – similar algorithm and point scale used above for jockey rating. However the ‘400’ level is a major benchmark that reveals the “super trainer”. The “super trainers” are those that are winning too often and too consistently to be using standard methods alone – so perhaps there is more in that feed trough than hay and oats!

(#) before trainer’s name indicates change in trainer.

(+) after trainer’s rating indicates super trainer.

TJ% – This is the trainer + jockey win percentage in tandem if the duo have more than 10 starts together over the last 365-days. A strong benchmark is 25% or more.

FIG1 Screen

Qp – Quirin speed points. Shown as +7, 3, etc. The (+) here marks those horses with clear early speed and helps you define a possible speed duel. Speed points are based on the *Quirin* scale of quantifying early speed and first call position from the last 4 races. QP = 8 is the highest rating and QP = 0 is the lowest. Blank = not rated.

QP scale

+8 or +7	Usually goes right to the front
+6 or +5	Often close to or on the lead
+4 or +3	Sometimes shows early speed
+2 or +1	Rarely shows any early speed.
+0	Never shows early speed
(blank)	Could not be rated, does have any qualifying races

RS – Running Style designation, predicted early position for today's race at first call.

- F** Wants the lead and will likely fight for it
- E** Up close or on the lead early
- P** Presser or stalker, within a few lengths of the lead, front half of field.
- S** Sustained, makes a late run, will likely be positioned in rear half of the field
- R** Last down the backstretch
- (*)** = likely to lead

Ev (Early velocity rank) – same as Fr1 velocity ranking. Horse rank = 1 indicates that it has the fastest first-call fraction in the field.

Lv (Late velocity rank) – same as L/P velocity; a combination of the final two fractions. Rank = 1 indicates the strongest closer in the race.

d/s – Top Cramer figure earned at today's distance and surface. The past-performances are scanned for races that match the approximate distance and surface (fast or firm only) of today's race. The top figure earned under those conditions will be displayed along with the ranking. Horse's that have not competed in a race that matches today's distance and surface are ignored and not ranked.

FIG1 Screen

trk – Top Cramer figure earned at today’s track (surface dependent). Is the top figure earned by the entrant while competing at today’s track and surface. The more useful appraisal to determine “horse for course” can be found in the software by clicking the option ‘Horse Performance Stats’ and studying the lifetime record over today’s track (and surface) for each entrant.

wet – Top Cramer figure earned on a wet track. The horse’s best effort on a *wet* dirt surface.

Ped – This is the pedigree section. The PED or pedigree rating is based on today’s distance and surface and the sire and broodmare-sire breeding/performance statistics. The rating ranges from 050 – 999. A rating of 450 or higher will receive a (*) marker after the PED indicates the horse has breeding that tends to be statistically strong in the race dist/surf situation. **PED** ratings are best utilized with maidens, turf races or anytime there is new distance or surface for the horse. They work great with young horses in all situations.

PP – The Post-Position or gate slot the horse will run out of. If a horse is scratched, click the large **SCRATCH** button at the bottom of the main screen and remove it from the race by un-checking it. This will not only instantly update the PP placement, but all factors on the screen will re-compute. **Important** – don’t confuse this number with the **Pn**, they are not always the same, use **Pn** only for bets.

Ch – equipment and medication changes such as blinkers and lasix are noted here.

L1 = First time lasix; **L2** = 2nd time lasix; **bo** = blinkers ON; **bx** = blinkers OFF

Jockey-rtg – If there is (#) or (+) in front of the Jky Name, it means there is a change of rider since the last start. The (#) is most common as it indicates a typical jockey change that does not have any clear alert value. The (+) is a “positive” rider change to take notice of and means the jock has won with the horse in the past or a top rider takes over. Jocks are rated on a 365-day scale using several statistical measures. Ratings are updated daily.

(*) after rating indicates top rank jockey

JKY Impact

400-550	Outstanding top rider that wins nearly every day
350-399	Top jock on any circuit
300-349	Solid winning rider
250-299	Average range
200-249	Below average rider
50-199	Rarely wins, struggling

FIG1 Screen

Wgt – Weight assigned today.

Kr – (K) Ranking

(\$ or \$\$) indicates longshot

Life: – Lifetime record

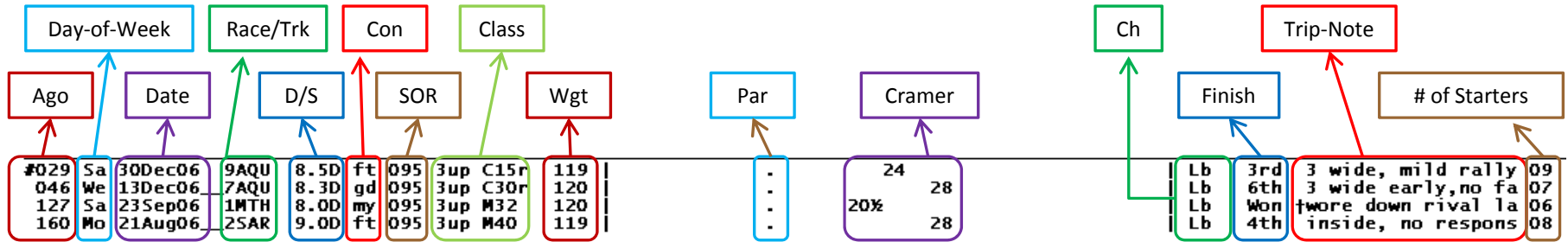
d/s: – Record for distance and surface.

Past-Performance 'sheet' Style Screen Information

The Center section of the report configures the Cramer speed ratings into a 'sheet' style figure. These numbers are arranged in graphic format for easy form-cycle analysis. Remember - the LOWER the figure, the STRONGER the race, and the HIGHER figure, the WEAKER the race. If the graph is heading 'northwest' (up and to the left), the horse is improving. If the numbers are slanting to the right - the horse's ratings are declining.

FIG1 is compact and adjusts the ratings for weight with ½ point differentials.

FIG1 Screen



Past-performance Lines:

Ago – number of days since the race.

Ex: **078** = it has been 78 days since that race

(#) indicates which pacelines were selected for which ever PL method you are using.

Day of Week – shows 2 letter abbreviation of which day of week race was run. (su=Sunday)

Date – Date of race.

Note: If there is an underscore between Date field and Race/Trk field (eg: 06May07__8AQU) this indicates that start took place after a layoff of 45 days or more.

Race/Trk – Number of race and track it was run at.

D/S – Distance and surface (**D**= fast dirt, **T**= turf, **w**= wet dirt, **A**= Artificial).

(x) in front of distance indicates the race was originally scheduled for Turf and was taken off (due to rain, etc) and run on the main track.

Con – Track conditions (eg: ft = fast) (You may see a R10 or R20 to indicate rail out.)

SOR – (Strength of Race) These figures are similar to the EPR except they are found in the past-performance lines. They give us realistic appraisal of the quality of the previous races. There is no judgment considered for the individual horse in question – the

FIG1 Screen

SOR rates the quality of the overall past races only. Class changes can be easily assessed by comparing the SOR from the last start to today's EPR.

Class – Full age/sex/class/statebred description. (eg: 3yF MSWs)

Wgt – Weight carried in that outing.

Par – The dotted line that appears in the graph is today's approximate 'par' for the race. The 'par' is the average winning figure attained under the race conditions in the header.

Cramer – The Center section of the report configures the Cramer speed ratings into a 'sheet' style figure. These numbers are arranged in graphic format for easy form-cycle analysis. Remember - the LOWER the figure, the STRONGER the race, and the HIGHER figure, the WEAKER the race. (eg: 24½)

Ch – equipment and medication changes such as blinkers and lasix are noted here.

L1 = First time lasix; **L2** = 2nd time lasix; **bo** = blinkers ON; **bx** = blinkers OFF

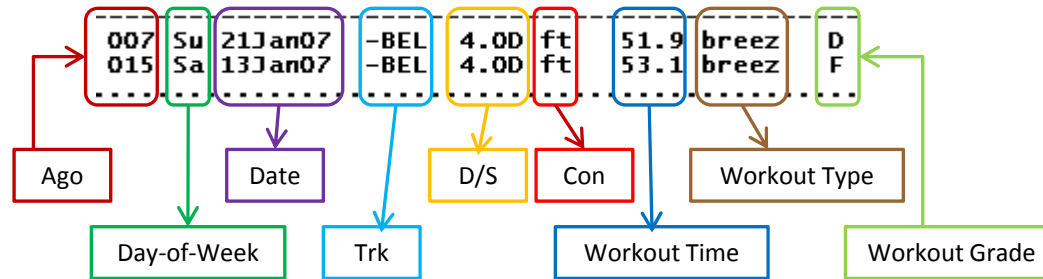
Finish – Finish position.

(*) indicates the horse was the favorite in the race.

Trip note/Number of Starters – Trip note; followed by the number of starters.

(+) indicates a WINF or “winning effort” is as an actual win or an all out effort that came up just short of the victory. This differs from the “Live” race designation because the WINF race is usually a maximum performance by the horse.

FIG1 Screen



Workouts:

Ago – number of days since the workout.

Ex: **008** = it has been 8 days since that workout

Day of Week – shows 2 letter abbreviation of which day of week workout was run. (su=Sunday)

Date – Date of workout.

Trk – Track where workout occurred.

D/S – Distance and surface (D= fast dirt, T= turf, w= wet dirt, A= Artificial).

Con – Track conditions (eg: ft = fast)

Workout Time – Workout time numerically displayed in Minutes/seconds/tenths format

102.3 = 1:02.3 = 1 minute 2 seconds, 3 tenths

59.9 = :59.9 = 59 seconds, 9 tenths

Workout Type – **B**=breezing **H**=handily **G**=gate work **T**=Turf

Workout Grade – Letter grade based on the comparative clocking for the morning of the exercise. These **A**, **B**, **C** grades can reveal useful fitness information at a quick glance.